

# SLN-144 Half Cut G1 Mono PERC 395-405W



Excellent low irradiance performance.



Resistance to power attenuation passed System Voltage durability



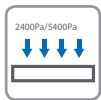
Better light trapping and current collection to improve module power output and reliability.



Industry leading lowest thermal co-efficient of power.



Optimized electrical design and lower operating current for reduced hot spot loss and better temperature

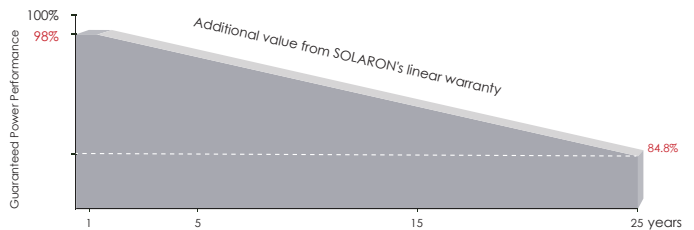


coefficient. Certified to withstand: wind load (2400 Pa) and snow load (3600 Pa).



100% triple EL test enabling remarkable reduction of hidden crack rate of modules

## LINEAR PERFORMANCE WARRANTY



**12** years

Product warranty

**25** years

Power Warranty

**0.55** %

Annual Degradation Over 25 years

## COMPREHENSIVE CERTIFICATES



ISO 9001:Quality Management System

ISO 14001:Environmental Management System Standard

OHSAS 18001:International Standard for Occupational Health and Safety Assessment System

\* Different markets have different certification requirements. Also, the products are under rapid innovation.



QR CODE

ELECTRIC CHARACTERISTICS

Model of modules	SLN-144 Half Cut G1 Mono PERC 395		SLN-144 Half Cut G1 Mono PERC 400		SLN-144 Half Cut G1 Mono PERC 405	
	STC	NMOT	STC	NMOT	STC	NMOT
Maximum power — $P_{mp}$ (W)	395	296	400	301	405	306
Open-circuit voltage — $V_{oc}$ (V)	48.60	45.66	48.89	45.95	49.08	46.14
Short-circuit current — $I_{sc}$ (A)	10.15	8.24	10.21	8.30	10.22	8.32
Maximum power voltage — $V_{mp}$ (V)	40.85	37.85	41.23	38.23	41.46	38.46
Maximum power current — $I_{mp}$ (A)	9.69	7.71	9.73	7.75	9.78	7.80
Module efficiency — $\eta_m$ (%)	19.63%		19.88%		20.13%	
Power production tolerance (W)	(0, +3)					
Maximum system voltage (V)	1500					
Maximum rated fuse current (A)	20					
Current operating temperature (°C)	-40~+85 °C					

STC (Standard Testing Conditions): Irradiance 1000W/m<sup>2</sup>, Cell Temperature 25 °C, Spectra at AM1.5: according to IEC 60904-3  
 NMOT (Nominal Operating Cell Temperature): Irradiance 800W/m<sup>2</sup>, Ambient Temperature 20°C, Spectra at AM1.5, Wind at 1m/s  
 \*Specifications are subject to change without notice \*Voc, Isc production tolerance ±3%

STRUCTURAL CHARACTERISTICS

Module dimensions (L*W*H)	2008 x 1002 x 40 mm (79.05 x 39.45 x 1.58 inch)
Weight	23 kg (50.70 lbs)
Number of cells	144 cells
Cell	PERC Monocrystalline 158.75x79.37 mm (6.25 x 3.12 inch)
Glass	Tempered, 3.2 mm AR, High transmittance, Low iron
Frame	Anodized aluminum alloy
Junction box	IP68, 1500DC, 3 Bypass diodes
Output wire	4.0 mm <sup>2</sup> , wire length:1200mm (customer demand)
Connector	MC4 Compatible, IP67

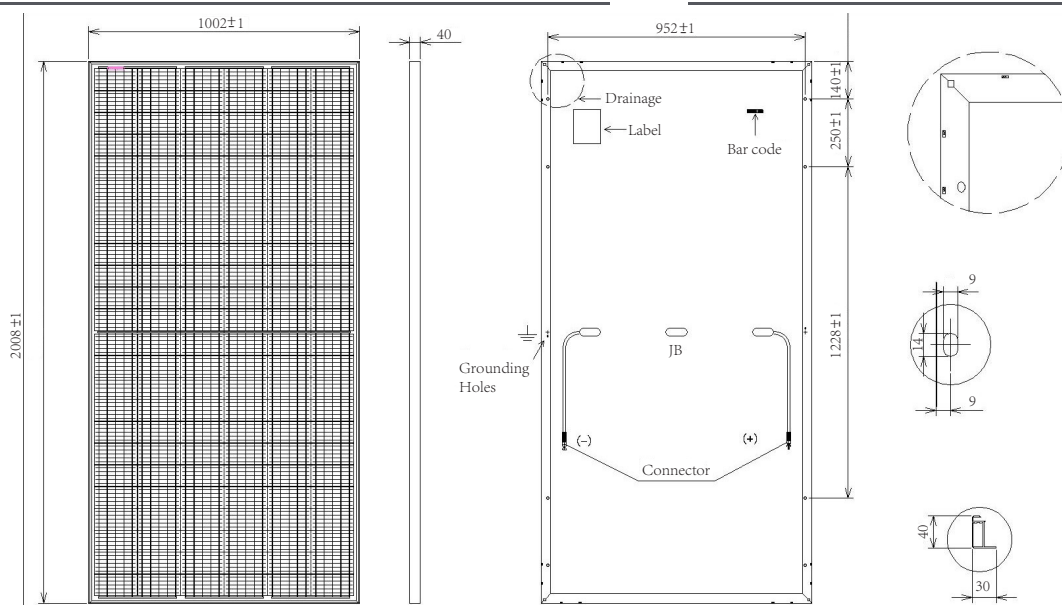
TEMPERATURE CHARACTERISTICS

Temperature coefficient ( $P_{max}$ )	-0.37 %/°C
Temperature coefficient ( $V_{oc}$ )	-0.34 %/°C
Temperature coefficient ( $I_{sc}$ )	+0.06 %/°C
Nominal operating cell temperature	43°C ±2°C

PACKAGING CONFIGURATION

Container	40HQ
Quantity/pallet	27
Pallets/container	20
Quantity/container	540

MODULE DIMENSIONS (MM)



Web: [www.solaron.am](http://www.solaron.am) / email: [info@solaron.am](mailto:info@solaron.am) / address: RA, Yerevan, Arshakunyats 25/1 / tel: +374 10440055, +374 12440455

\* The technical parameters contained in this datasheet may deviate slightly, SOLARON does not guarantee that they are completely accurate. Varying optional data could be for different regions or prices. Please contact commercial people for confirmation. Due to continuous innovation, research and development and product improvement, SOLARON reserves the right to adjust the information in this datasheet at any time without prior notice. The customer should obtain the latest version of datasheet when signing the contract and make it an integral part of the binding contract signed by both parties. If there is any inconsistency between the English version and the other language versions, the English